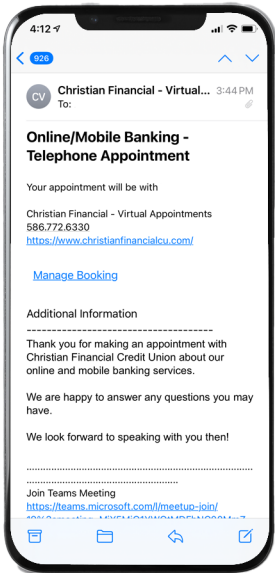


HOW TO ATTEND A VIRTUAL MEETING

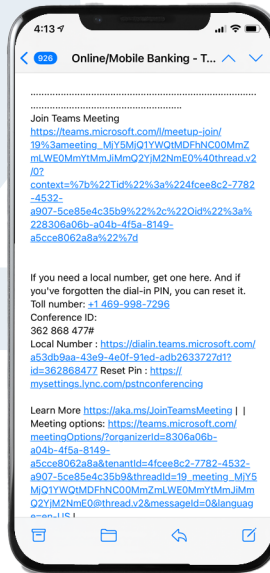
IPHONE

We suggest downloading the Microsoft Teams app prior to your virtual meeting for a smoother meeting experience

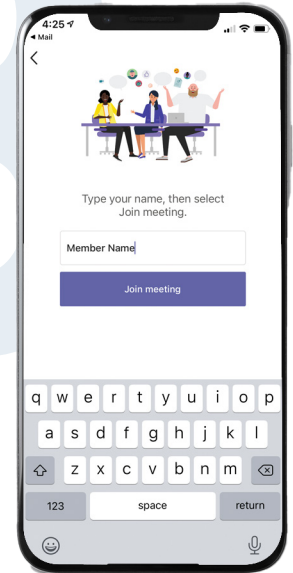
1. Navigate to and open your virtual appointment confirmation email.



2. Tap the "Join Teams Meeting" link. *Download the Teams app if you don't already have it installed.*




3. Enter your name and tap "Join meeting."

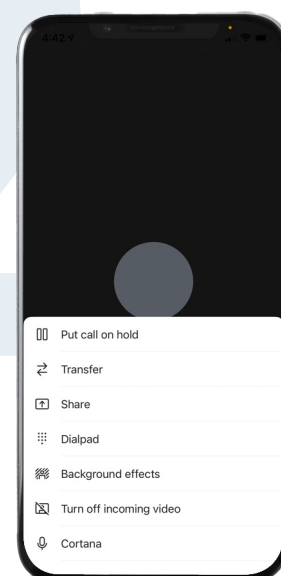


HOW TO SHARE YOUR SCREEN

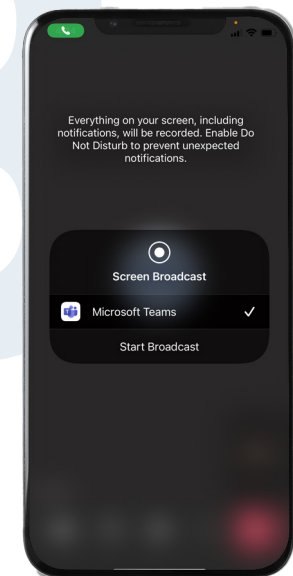
1. Tap the ellipsis icon at the bottom of your phone screen.



2. Tap "Share", then tap "Share Screen."



3. Select "Microsoft Teams" for the screen broadcast.



Once you have completed sharing your screen, tap on the stop presenting button to cancel the screen share.